

Winter Tires, Wheels and Snow Chain Applications

Vehicle Type: **911 Turbo (993), 911 Carrera S (993), 911 Carrera 4S (993)**

Model Year: **Model Years 1995 - 1998, (S), (T), (V), (W)**

Concern: **Approved Winter Tire Summary**

Information: Summer and winter tires have opposite, seasonal, and specific applications. This is particularly true for high performance Porsche vehicles equipped with wide "ZR" tires designed for safety on dry and wet roads.

The cold weather performance of summer tires is not adequate for winter conditions and their use is discouraged under those conditions.

Summer tires at temperatures below 5° Celsius (41° F) exhibit a decrease in their ability to adhere to the road surface. Installation of the approved winter tire/wheel combinations during cold weather conditions is strongly recommended.

Approved Winter Tires and Types

Tire Size	Manufacturer/Type	Application
205/50 R 17 89 H M+S and 225/45 R 17 90 H M+S	Dunlop SP Winter Sport M2 Pirelli Winter 210 Asimmetrico	A A
205/50 R 17 89 H M+S and 255/40 R 17 94 H M+S	Dunlop SP Winter Sport M2 Pirelli Winter 210 Asimmetrico	A A
225/40 R 18 88 H M+S 265/35 R 18 93 H M+S	Pirelli Winter 210 Asimmetrico Pirelli Winter 210 Asimmetrico	A A

Application A = for all conditions

Tires of the same make and type can only be used on a vehicle. Observe tire markings on side wall for correct mounting; if applicable Arrow with inscription "Rotation" = uni-directional mounting. Inscription "Inside" or "Outside" = side-directional mounting.

Inflation Pressures: Valid for all tire sizes and types with the M+S profile:

17 Inch Wheels

Front 2.5 bar (36 psi)
Rear 2.5 bar (36 psi)
Front 3.0 bar (44 psi), Turbo with 225/45 R 17

18 inch Wheels

Front 2.5 bar (36 psi)
Rear 3.0 bar (44 psi)

The above tire pressures are valid only for tires approved by Porsche. The tire pressures must be checked and adjusted cold (approx. 20° C/68° F). The values listed cannot be lower under any circumstance.

Tire Sizes:

Approved Winter Tires, Wheel Sizes and Spacer Ring Sizes

Tire Sizes	Wheels	Offset (mm)	Axle	Notes
205/50 R 17 89 H M+S	7J X 17	55.0	front	5mm spacer ring allowed per wheel, part number 993 361 605 00. *
225/45 R 17 90 H M+S	8J X 17	30.0	rear	Can use tire chains, part number, 996 361 920 00
205/50 R 17 89 H M+S	7J X 17	55.0	front	5mm spacer ring allowed per wheel, part number 993 361 605 00. *
225/45 R 17 90 H M+S	8J X 17	30.0	rear	17mm or 21mm spacer ring per wheel allowed, part number 993 361 617 00 * & 993 361 621 00 * respectively. Tire chains cannot be used.
205/50 R 17 89 H M+S	7J X 17	55.0	front	5mm spacer ring allowed per wheel, part number 993 361 605 00. *
225/45 R 17 90 H M+S	8J X 17	52.0	rear	17mm or 21mm spacer ring per wheel allowed, part number 993 361 617 00 * & 993 361 621 00 * respectively. Can use tire chains, part number, 996 361 920 00
205/50 R 17 89 H M+S	7J X 17	55.0	front	5mm spacer ring allowed per wheel, part number 993 361 605 00. *
225/45 R 17 90 H M+S	8J X 17	52.0	rear	25mm or 31mm spacer ring per wheel allowed, part number 993 361 625 00 * & 993 361 631 00 * respectively. Tire chains cannot be used.

* Spacer must be removed when installing emergency spare tire.

Technical Information

911 (993)

2/98

4440

4

Tire Sizes: (cont'd) **Approved Winter Tires, Wheel Sizes and Spacer Ring Sizes**

Tire Sizes	Wheels	Offset (mm)	Axle	Notes
205/50 R 17 89 H M+S	7J X 17	55.0	front	5mm spacer ring allowed per wheel, part number 993 361 605 00. *
225/45 R 17 90 H M+S	8J X 17	70.0	rear	
205/50 R 17 89 H M+S	7J X 17	55.0	front	Must use 31mm spacer ring per wheel, part number 993 361 631 00. * Can use tire chains, part number, 996 361 920 00
225/45 R 17 90 H M+S	8.5J X 17	50.0	rear	
205/50 R 17 89 H M+S	7J X 17	55.0	front	5mm spacer ring allowed per wheel, part number 993 361 605 00. *
225/45 R 17 90 H M+S	8.5J X 17	50.0	rear	
205/50 R 17 89 H M+S	7J X 17	55.0	front	Must use 17mm or 21mm spacer ring per wheel, part number 993 361 617 00 * & 993 361 621 00 * respectively. Can use tire chains, part number, 996 361 920 00
225/45 R 17 90 H M+S	8.5J X 17	50.0	rear	
205/50 R 17 89 H M+S	7J X 17	55.0	front	5mm spacer ring allowed per wheel, part number 993 361 605 00. *
225/45 R 17 90 H M+S	8.5J X 17	50.0	rear	
205/50 R 17 89 H M+S	7J X 17	55.0	front	25mm or 31mm spacer ring per wheel allowed, part number 993 361 625 00 * & 993 361 631 00 * respectively. Tire chains cannot be used.
255/40 R 17 94 H M+S	9J X 17	55.0	rear	
205/50 R 17 89 H M+S	7J X 17	55.0	front	5mm spacer ring allowed per wheel, part number 993 361 605 00. *
255/40 R 17 94 H M+S	9J X 17	70.0	rear	


* Spacer must be removed when installing emergency spare tire.

Tire Sizes: (cont'd) **Approved Winter Tires, Wheel Sizes and Spacer Ring Sizes**

Tire Sizes	Wheels	Offset (mm)	Axle	Notes
225/40 R 18 88 H M+S	7.5J X 18	55.0	front	
265/35 R 18 93 H M+S	10J X 18	65.0	rear	Must use 25mm spacer ring per wheel, part number 993 361 625 00. * Tire chains cannot be used.
225/40 R 18 88 H M+S	8J X 18	52.0	front	
265/35 R 18 93 H M+S	10J X 18	40.0	rear	Tire chains cannot be used.
225/40 R 18 88 H M+S	8J X 18	52.0	front	
265/35 R 18 93 H M+S	10J X 18	65.0	rear	Must use 25mm spacer ring per wheel, part number 993 361 625 00. * Tire chains cannot be used.

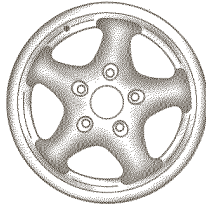
* Spacer must be removed when installing emergency spare tire.

Wheels:

Overview of Porsche wheels for use with winter tires. The wheel description (wheel size, offset, part number and Porsche trademark ) is indicated on the inside and outside of the wheel.

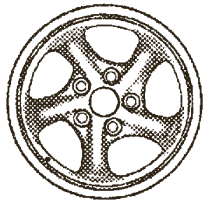
Wheel Style	Wheel Dimension	Offset (mm)	Porsche Part Number
-------------	-----------------	-------------	---------------------

17" Cup Design 93




7J X 17 H2	55.0	993 362 124 00
8J X 17 H2	30.0	993 362 126 02
8J X 17 H2	52.0	993 362 126 00 61M
9J X 17 H2	55.0	993 362 128 00 61M
9J X 17 H2	70.0	993 362 128 01

17" Carrera



7J X 17 H2	55.0	996 362 124 00
8.5J X 17 H2	50.0	996 362 126 05
9J X 17 H2	55.0	996 362 128 00

17" Sport Classic



7J X 17 H2	55.0	993 362 124 51
8.5J X 17 H2	50.0	993 362 126 55
9J X 17 H2	55.0	993 362 128 51

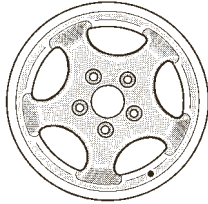
17" Dyno



7J X 17 H2	55.0	996 362 124 50
8.5J X 17 H2	50.0	996 362 126 55


Wheels: (cont'd) **Wheel Style** **Wheel Dimension** **Offset** **Porsche Part Number**

Cup Design




7J X 17 H2	55.0	965 362 124 00/01
8J X 17 H2	52.0	965 362 126 00/01
9J X 17 H2	55.0	965 362 128 00

17" Targa Wheel



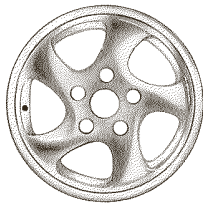
7J X 17 H2	55.0	993 362 124 50
9J X 17 H2	55.0	993 362 128 50

17" Carrera 4



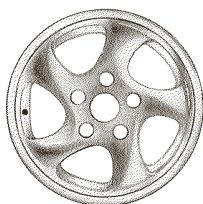
7J X 17 H2	55.0	996 362 124 01
9J X 17 H2	55.0	996 362 128 01

18" Turbo



7.5J X 18 H2	50.0	993 362 134 05
8J X 18 H2	52.0	993 362 136 00
10J X 18 H2	40.0	993 362 140 00
10J X 18 H2	65.0	993 362 140 01

18" Turbo Look



7.5J X 18 H2	50.0	993 362 134 06
8J X 18 H2	52.0	993 362 136 01
10J X 18 H2	40.0	993 362 140 03
10J X 18 H2	65.0	993 362 140 04


Wheels: (cont'd) **Wheel Style** **Wheel Dimension** **Offset** **Porsche Part Number**

18" Sport Classic II



7.5J X 18 H2	50.0	993 362 134 55
8J X 18 H2	52.0	993 362 136 50
10J X 18 H2	65.0	993 362 140 50

18" Sport Design



7.5J X 18 H2	50.0	996 362 134 55
8J X 18 H2	52.0	996 362 136 50
10J X 18 H2	65.0	996 362 140 50

Wheel Fastening: Secure the wheels to the hub with five (5) **Porsche lug bolts** M14 X 1.5 (19mm socket size). Tightening torque 130 Nm (96 ft/lb).

Snow Chains: The following snow chains are offered by Porsche as accessories:

Tire Size	Porsche Part Number	Snow Chain Type
225/45 R 17	996 361 920 00	Link-Type chain, quick fit
255/40 R 17	996 361 921 00	Link-Type chain, quick fit

Observe the tire chain installation instructions.

For safety reasons, snow chain equipped vehicles may not be operated at speeds above 30 mph (50 kmh). Always observe local laws and ordinances.

- Information:
- Porsche recommended winter tires are exclusively "H" tires (210 kmh / 130 mph speed rating).
 - At each tire change a new rubber valve stem (part number, 900 265 001 50 or 000 044 600 00, including cap) must be installed.
 - During installation the notes on the tire sidewall regarding uni- or side-directional installation must be observed.
 - Coat the tire bead and rim humps with assembly paste so that the bead easily glides over the hump. To avoid rotation of the new tire on its rim, hard acceleration or braking is to be avoided for the first 100 to 200 miles of driving.

Information: (cont'd) - During tire mounting, the pressure in the tire should not exceed 4.0 bar (58 psi).

- When replacing a single tire on an axle, the difference in tread depth may not exceed 30%.
- Tires age from chemical and physical processes which can affect their function. Tires which are not driven for long periods of time harden and deteriorate faster than tires which are in continuous use. For this reason tires should be evaluated for both tread depth and aging. **Tires should not be older than 6 years** (including the spare). The tire age can be determined from the DOT description on the sidewall, which indicates the production date of the tire (example.: DOT ... 066, = 6th week of 1996).
- The storage area for tires must be cool, dry, dark, and ventilated. Tires must never come in contact with gasoline, oils, grease, or other chemicals.
- Complete tire/wheel assemblies can be stored horizontally. It is recommended that they be inflated 0.4 bar (6psi) above the recommended pressure during the storage period.
- Unmounted tires are best stored in a vertical position. When storing tires in a vertical position, it is recommended to rotate the tires every 2 weeks to prevent any flat spots from developing. When unmounted tires are stored horizontally, they deform severely and will be difficult to mount on the rim flange.
- Optimal conditions for tire/wheel assembly storage are offered by the Original Porsche Transport Carrier, part number, 000 044 000 22.

Important Notice: Porsche Cars N.A Technical Bulletins are intended for use by professional technicians, not a "Do-it-yourselfer." They are written to inform these technicians of conditions that may occur on some vehicles, or to provide information that could assist in the proper service of a vehicle. Special tools may be required to perform certain operations identified in these bulletins. Use of tools and procedures other than those recommended in these bulletins may be detrimental to the safe operation of your vehicle. Properly trained technicians have the equipment, tools, safety instructions and know-how to do a job properly and safely. If a condition is described, do not assume that the bulletin applies to your vehicle, or that your vehicle will have that condition. See your Porsche Dealer for information on whether your vehicle may benefit from the information. Part numbers listed in these bulletins are for reference only. Always check with your authorized Porsche dealer to verify correct part numbers.

©1999 Porsche Cars North America, Inc.

Dealership	Service Manager	_____	Shop Foreman	_____	Service Technician	_____	_____	_____	_____
Distribution	Asst. Manager	_____	Warranty Admin.	_____	Service Technician	_____	_____	_____	_____
Routing									

The trademarks Porsche®, Targa®, Carrera®, Boxster®, Tiptronic®, Varioram® and the Porsche Crest are registered trademarks of Dr. Ing. h.c.F. Porsche AG and its affiliate, Porsche Cars North America, Inc.